

GVR has relaxed the requirement of signing a release form. Use the facilities at your own risk. We are following the following safety guidelines. Hand sanitizer is available in the room and should be used when entering the room. Wearing a mask is NOT optional.

SAFE DISTANCING:

Only 2 persons are to play at a table - no spectators are permitted.

OTHER PRECAUTIONS:

- A) A player must have their own cue for play.
- B) Only one house cue will be available for breaking at each table. This will lessen the amount of time to sanitize equipment between sessions.
- C) All house chalk will be removed. If you do not have your own chalk the club will provide each player a piece of chalk for their use, and they must keep it on their person. No chalk will be left at the table after each session.
- D) GVR is sanitizing break cues, table rails, etc. When done playing we are to put balls back on the rack and spray them with alcohol.

HOW DO I RESERVE TIME TO PLAY?

Look for the link to RESERVE PLAN – to the SignUpGenius.
You will be able to reserve time slots.
7 to 9 AM - 10 to NOON - 1 to 3 PM.

DIRECTIONS FOR USING SignUp follow on next pages.

MONITORS:

As more rooms open we will need monitors to ensure we abide by the room limits.

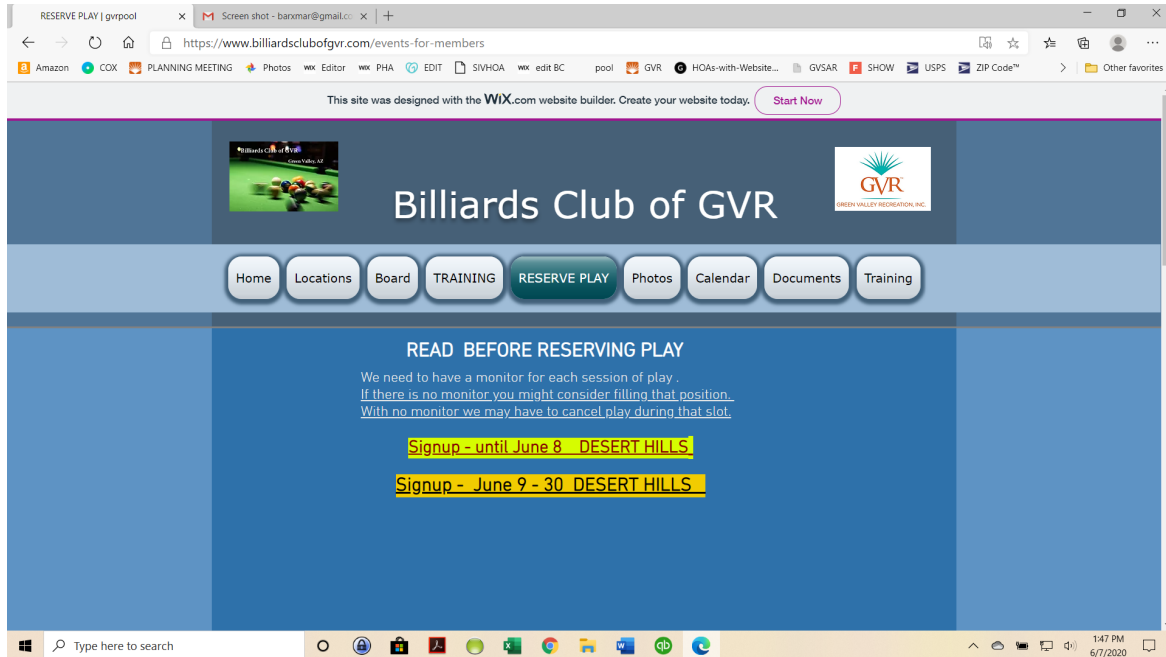
The monitor will be allowed to play while fulfilling the duty of making sure we adhere to all of the precautions outlined herein. (room capacity, directing clean-up between sessions, etc.).

We look forward to breaking a rack or two with you!!!

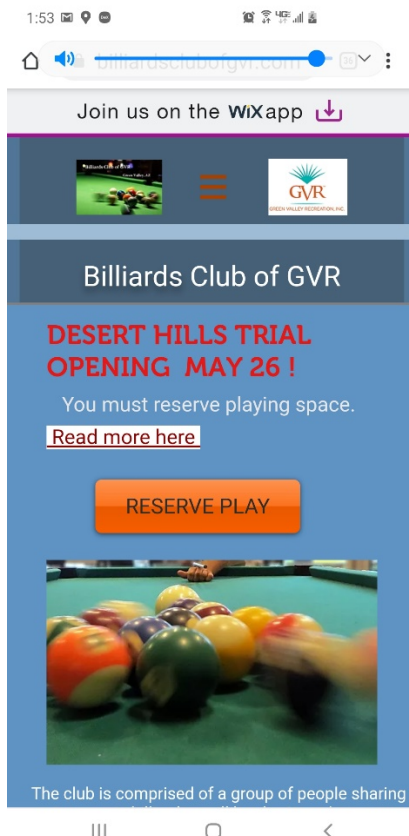
USING THE SIGNUPGENIUS TO RESERVE PLAYING TIME

The Genius is reached from the Club Website: <https://www.billiardsclubofgvr.com/>

Click on "Reserve Play" from the navigation tab at the top of the page



or on a smart phone click on
"RESERVE PLAY"

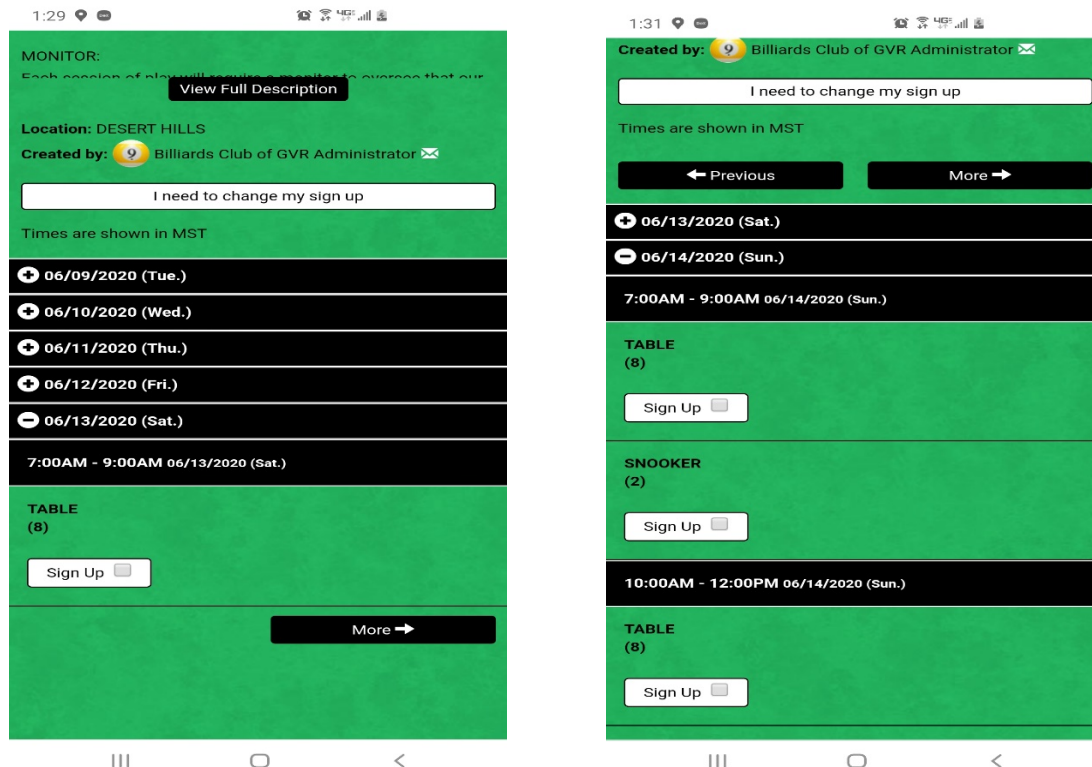


On the next screen.

Look for the Billiard Room and
correct time period you want to
reserve and click on that link.

Below the description you need to
SCROLL DOWN to review all
available slots.

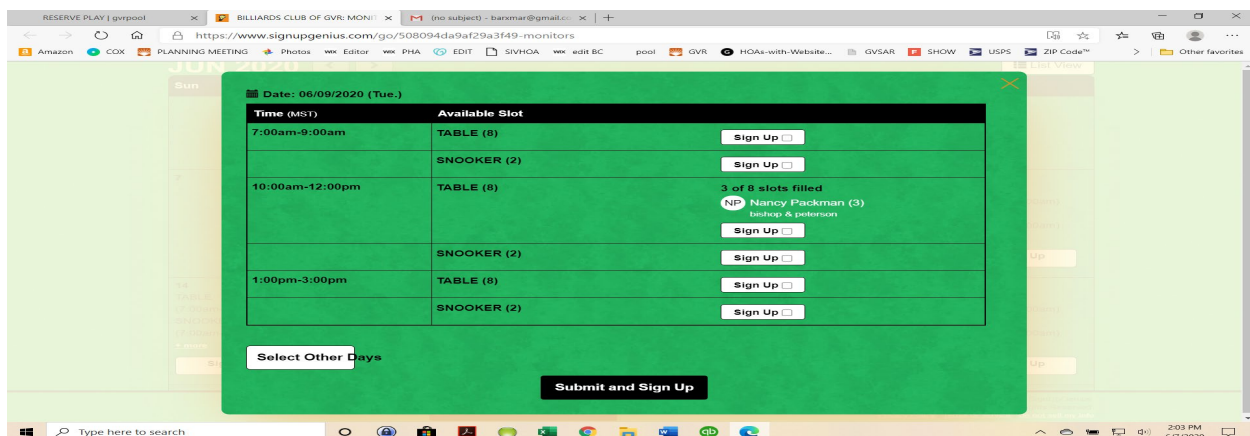
On a smart phone you can navigate easily thru the days by tapping on the minus (-) sign for the days you want to skip. The - will turn to a plus (+). This will collapse the days until you reach the day you want. You may have to select "<- Previous" "> More" to move thru the Calendar.



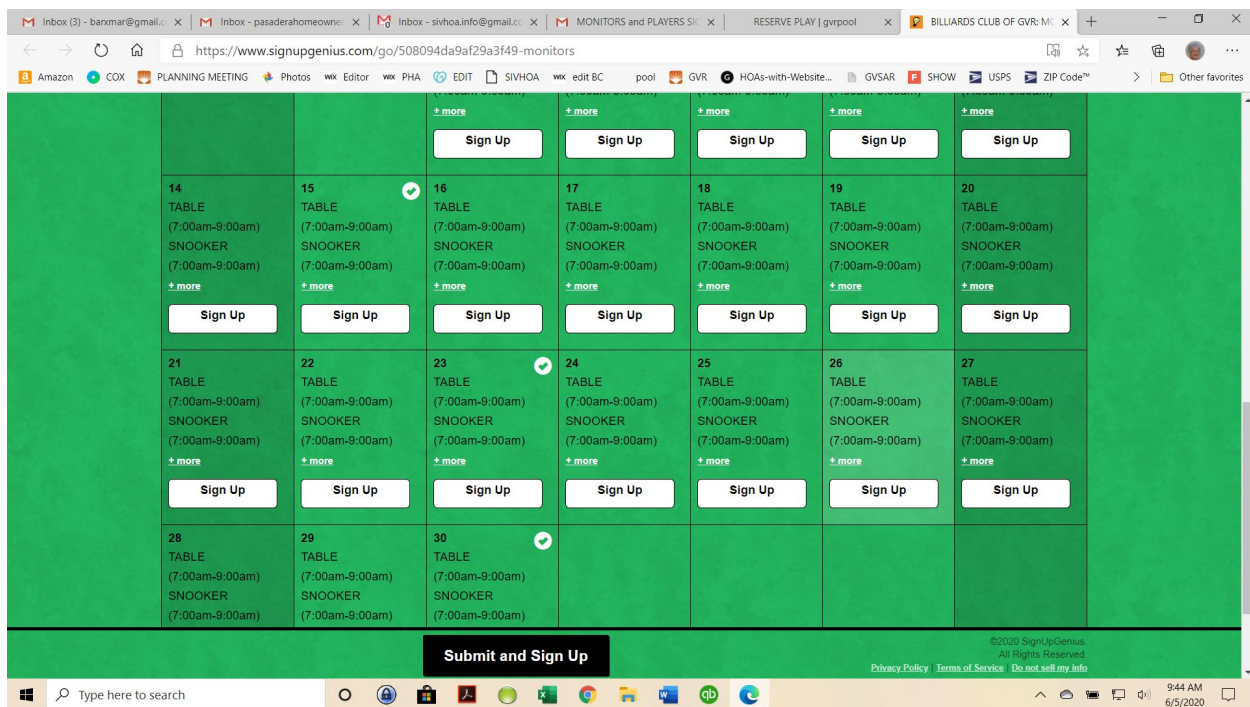
When using SignUpGenius on a tablet or larger monitor, the month is displayed like a "Calendar". Click on "More" to reveal all of the slots available for that day. Determine your time slot and check the appropriate box (either one of the 8 slots for a regular table or one of the 2 slots for the snooker table).

You can choose multiple days by clicking in the bottom left

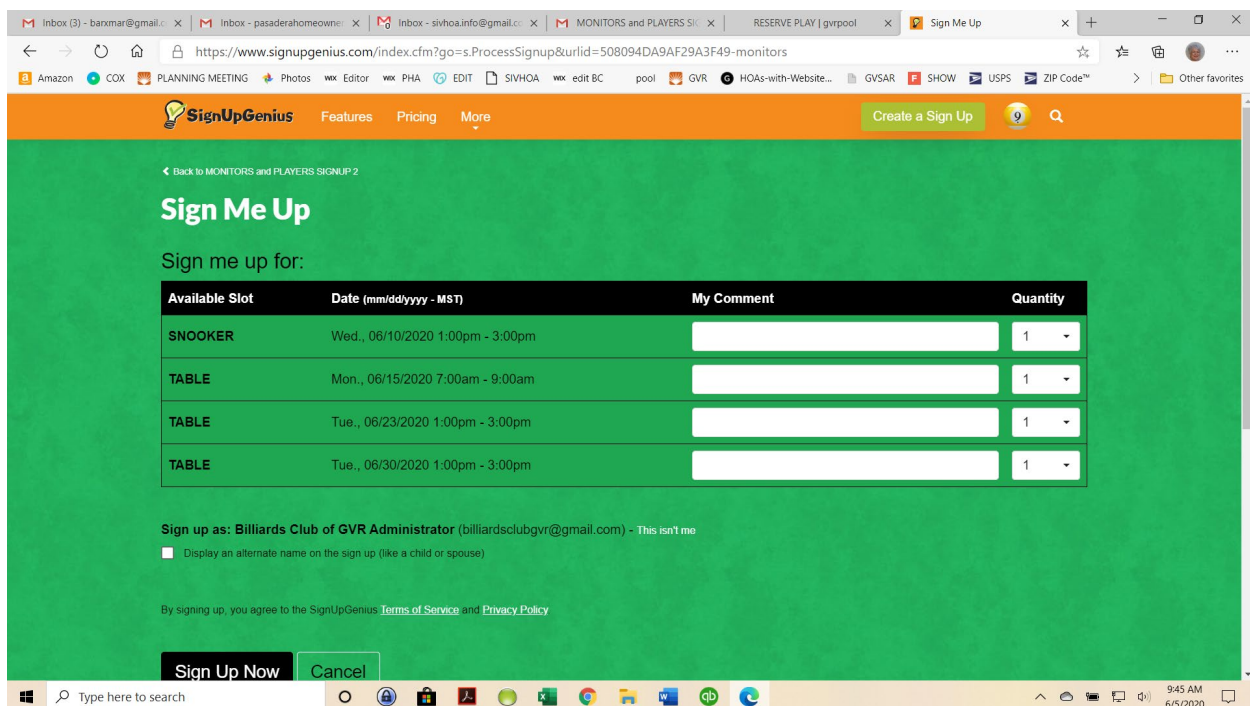
Select Other Days.



See the check marks on the 15th, 23 and 30th on the next page.



Then hit the Submit and SignUp at the very bottom of the screen.



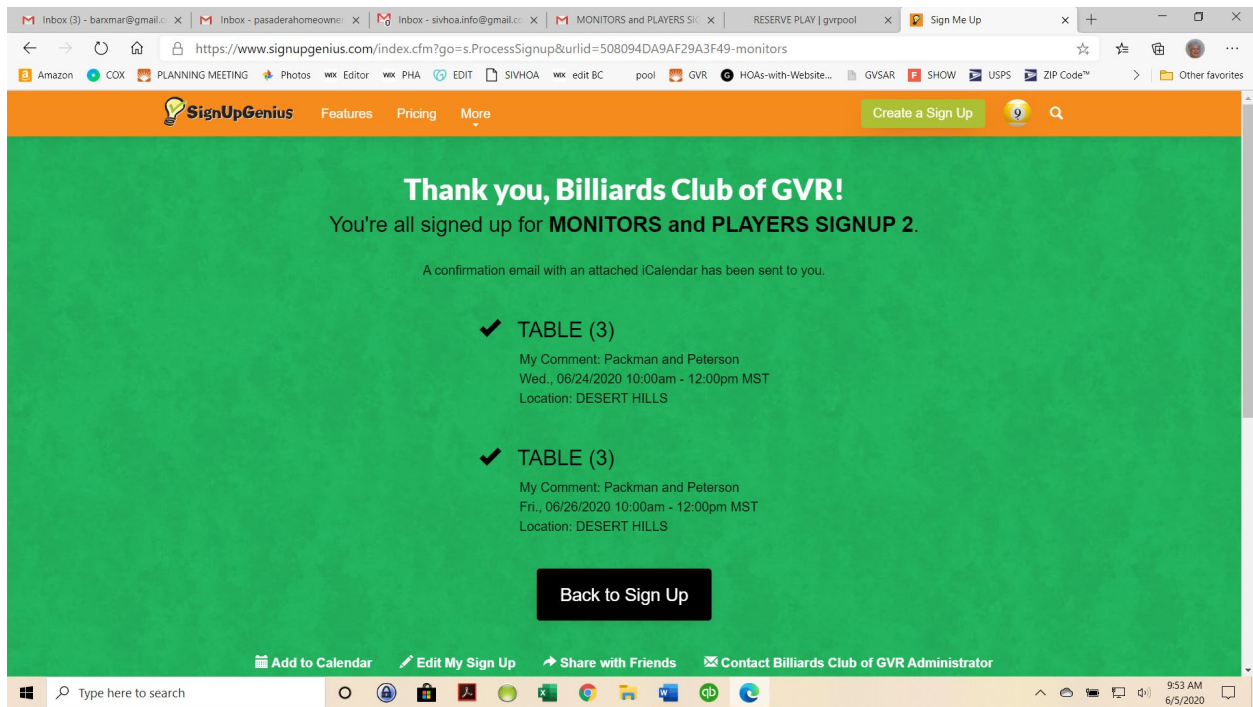
The above screen is generated for you to confirm your selections.

Verify you have selected either the Snooker or regular Table.

Verify the date and time.

Change quantity if you are reserving time for more than yourself.

If o.k. click "Sign Up Now" (shown in picture above - bottom left).



You can click to add to your calendar. Also, there is a link to contact the administrator if you have any questions or problems. Or email or call and we will help you.

When monitoring you are permitted to play. Presently GVR is short-staffed and without our help this re-opening could not happen.

Each session requires SOMEONE monitor to oversee that all players have signed a waiver and adhere to room capacity. At the end of each session it is necessary to complete a checklist of sanitizing duties defined by the GVR Directive.

When everyone pitches in it makes the job go faster!